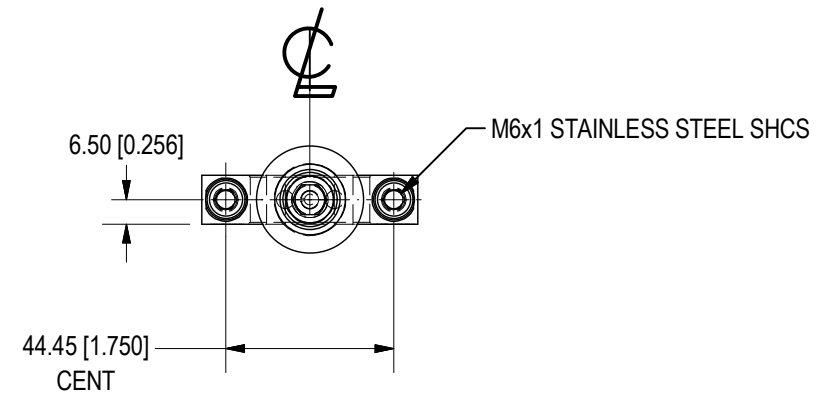
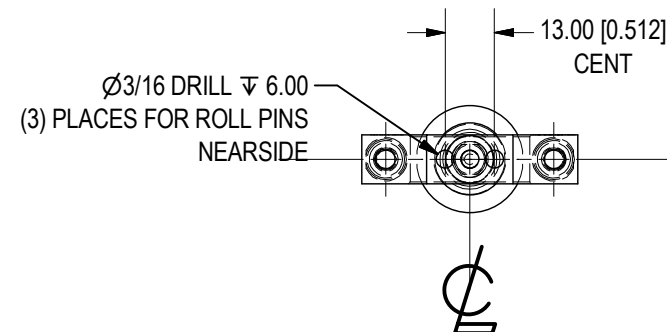
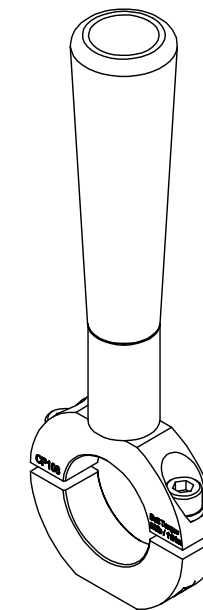
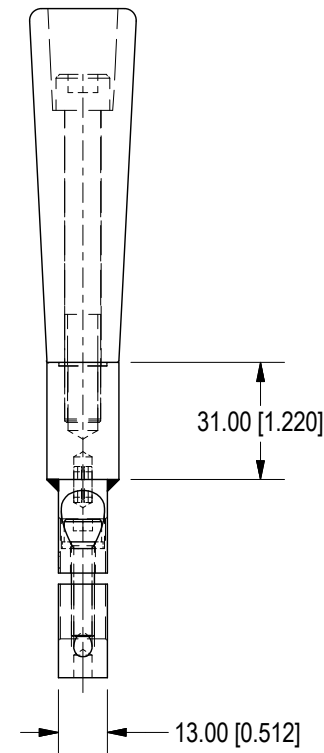
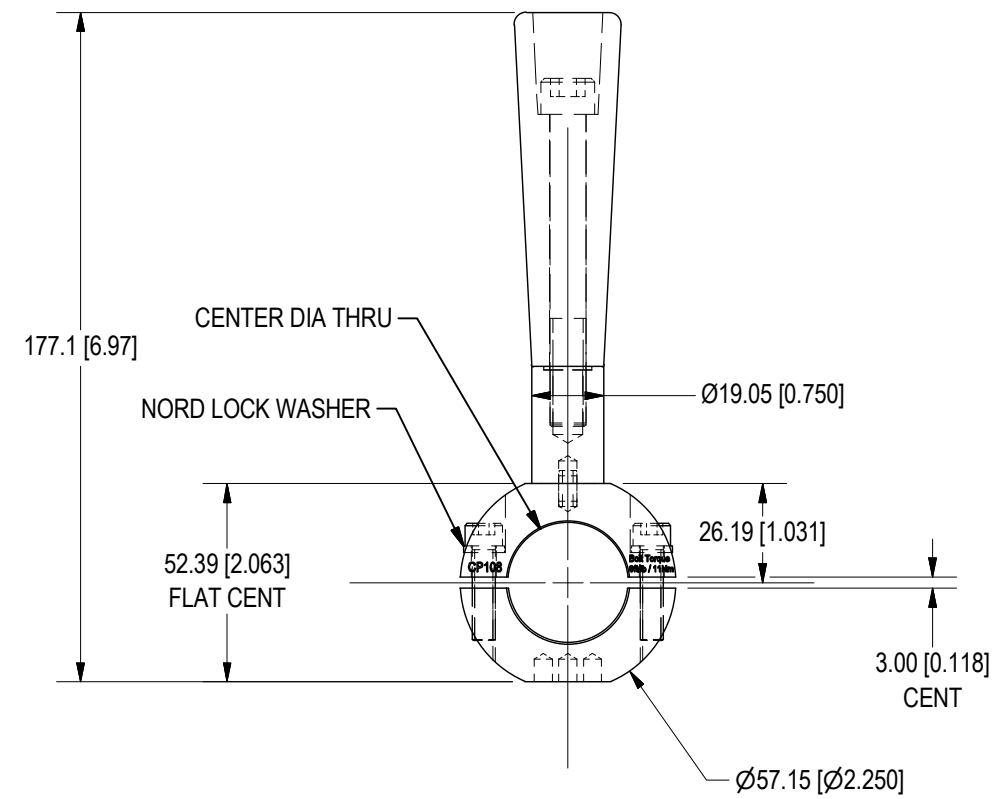


SYM	CHANGES	DATE	BY
-----	---------	------	----



CP108 - 3 1 8

CENTER DIA \_\_\_\_\_  
 318 = 1.25" Approx Weight = .19kg  
 Material = 6061-T6 Aluminum



TOTAL WEIGHT = 0.19 kg

	NOTICE: THIS DRAWING IS PROPERTY OF E&E CUSTOM PRODUCTS INCLUDING THE PRINCIPLES OF THE DESIGN INVOLVED, AND IS SUBMITTED WITH AGREEMENT THAT IT IS NOT TO BE REPRODUCED, COPIED, OR LOANED, IN PART OR WHOLE, ACCEPTANCE OF THIS DRAWING WILL BE CONSTRUED AS AN AGREEMENT TO THE ABOVE		
	TITLE CLAMP HANDLE		
PART NO.			
DRAWN BY: EE	CHK'D BY: EC	APPR'D BY: MH	
DATE: 11/11/2021	DATE: 2/16/2022	DATE: 2/16/2022	
SCALE: 1/2	DWG. NO. CP108-TEMPLATE		
SHT 1 OF 1			