

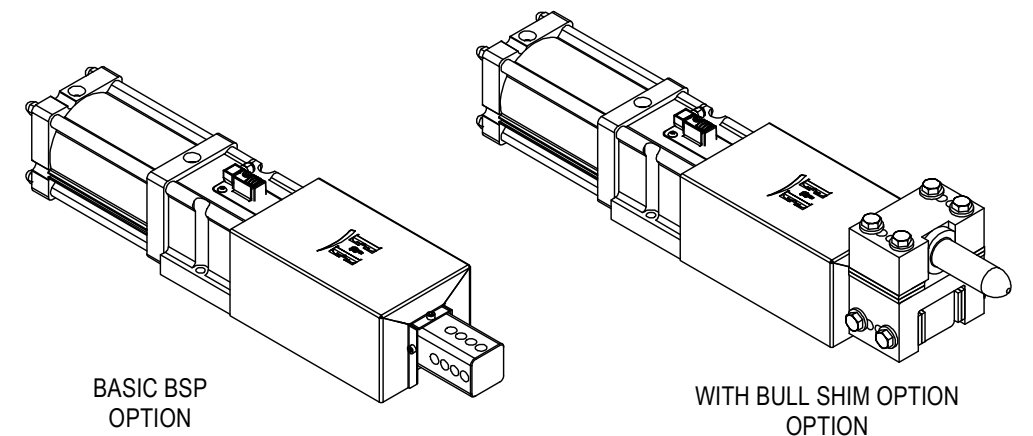
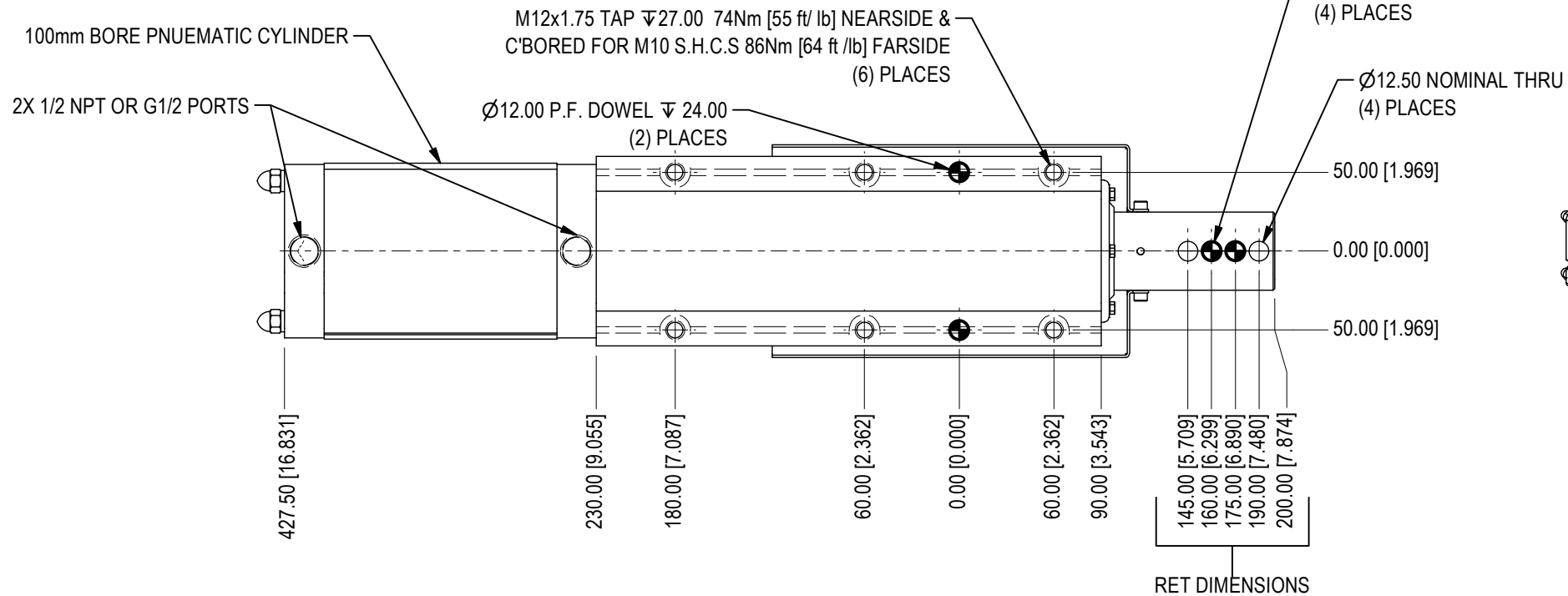
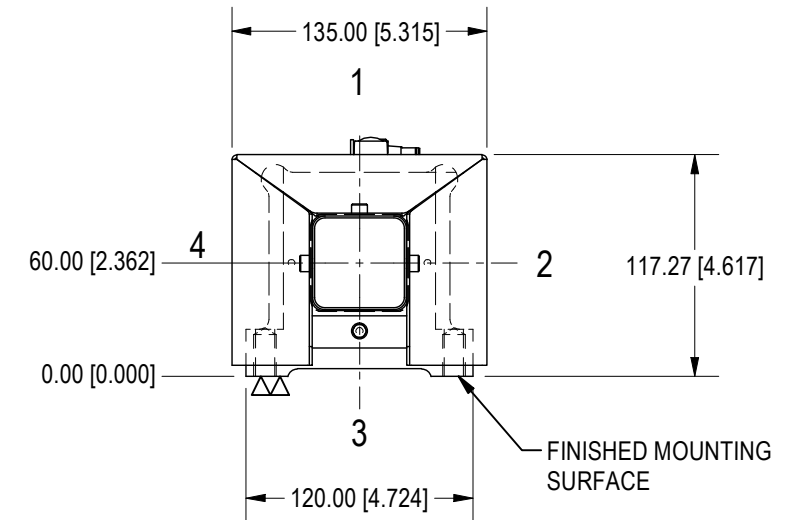
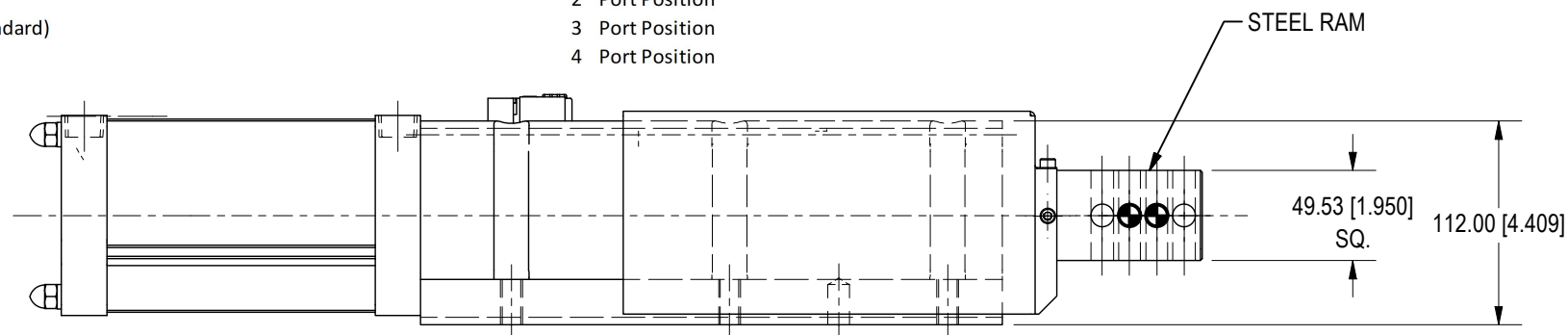
**ORDERING INFORMATION**

SYM	CHANGES	DATE	BY
-----	---------	------	----

BSP50-100-0-0-0-0-W-0-R

- Stroke**  
100 (Other strokes available upon request)
- Actuator**  
N Pneumatic - NPT Ports  
G Pneumatic - G Ports
- Switch**  
P Pepperl & Fuchs (STANDARD)  
E Efector Weld Immune  
B Balluff  
T Turck
- Shield**  
0 None  
S Safety Orange (Standard)
- Rap**  
R Rap (Reduces Stroke by 3mm)
- Pin Shimming option**  
0 None  
P Bull shim (customer provides pin)
- Switch Position**  
E S01 Ext Pos  
R S01 Ret Pos
- Port Position**  
1 Port Position (Shown)  
2 Port Position  
3 Port Position  
4 Port Position

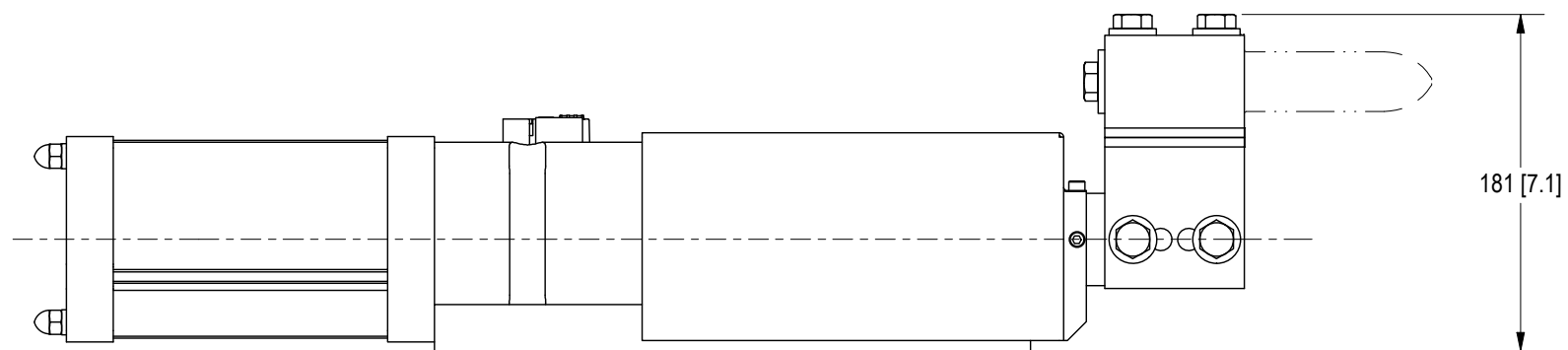
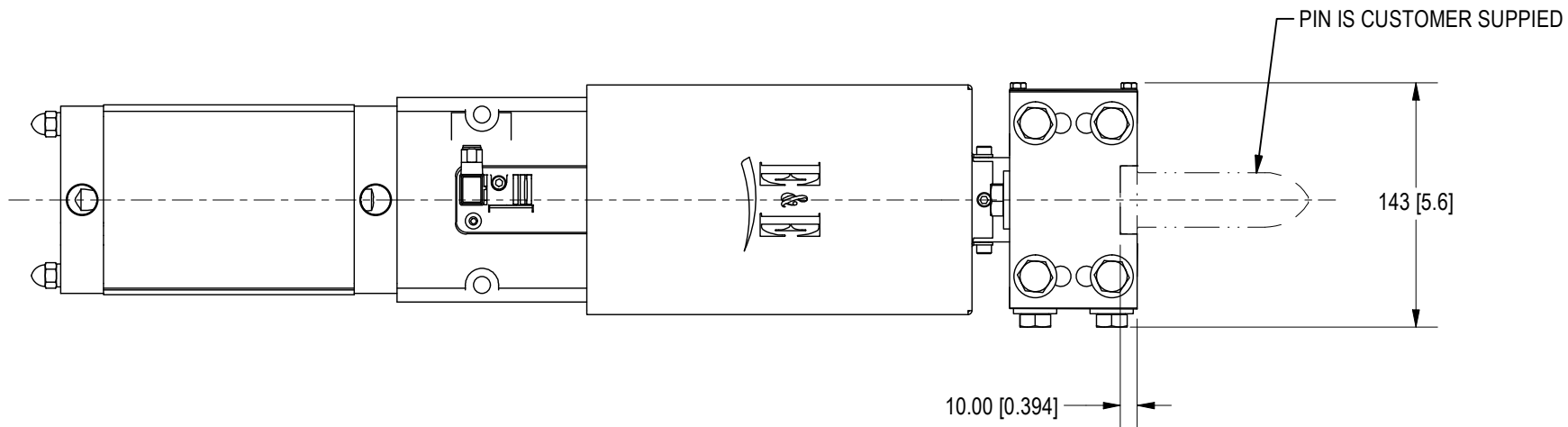
SEE SHEET 2 FOR BULL SHIM OPTION



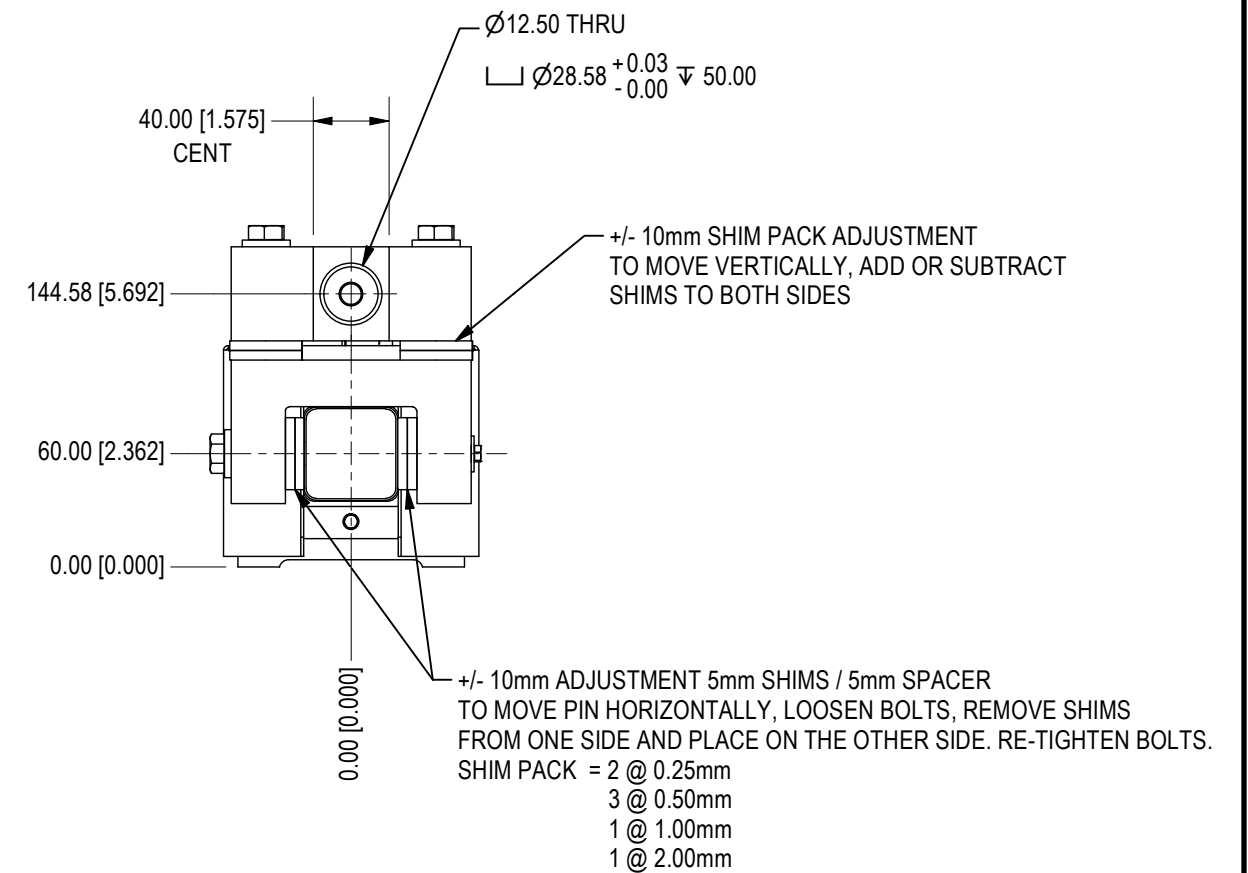
OPERATING PRESSURE  
MIN 60psi = 730.lbf [331.3kgf] EXT FORCE - 647lbf [293.5kgf] RETRACT FORCE  
MAX 100psi = 1217bf [2683.4kgf] EXT FORCE - 1079lbf [489.4kgf] RETRACT FORCE

	NOTICE: THIS DRAWING IS PROPERTY OF E&E CUSTOM PRODUCTS INCLUDING THE PRINCIPLES OF THE DESIGN INVOLVED, AND IS SUBMITTED WITH AGREEMENT THAT IT IS NOT TO BE REPRODUCED, COPIED, OR LOANED, IN PART OR WHOLE, ACCEPTANCE OF THIS DRAWING WILL BE CONSTRUED AS AN AGREEMENT TO THE ABOVE		
	TITLE BSP50 BULL SHIM SHOT PIN		
	PART NO.		
	DRAWN BY: EE	CHK'D BY: EC	APPR'D BY: MH
7200 MILLER DR. WARREN, MI 48092 EE-CP.COM	DATE: 4/12/2023 SCALE: 1/4 SHT 1 OF 3	DATE: 10/23/2023 DWG. NO. BSP50-TEMPLATE	DATE: 10/23/2023

SYM	CHANGES	DATE	BY



SHIMMING PACKAGE CAN BE MOUNTED IN ANY ORIENTATION ON RAM



### BULL SHIM OPTION

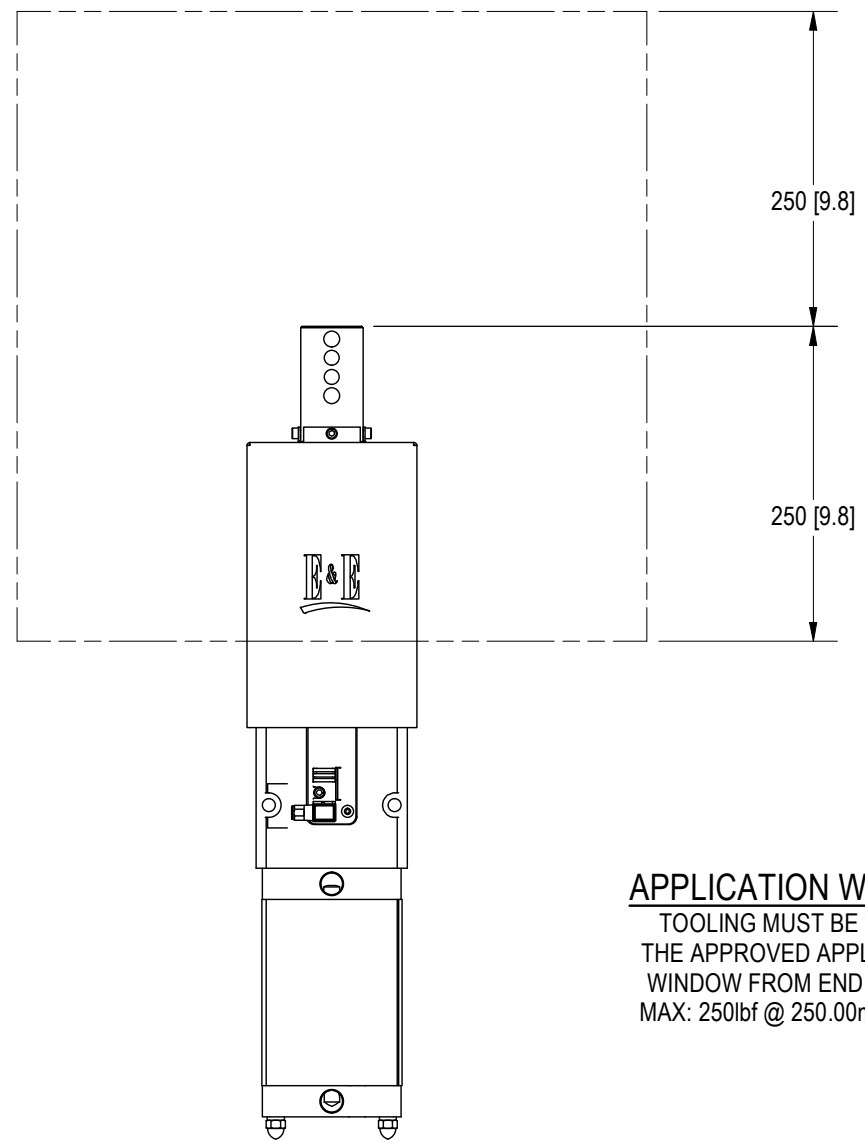
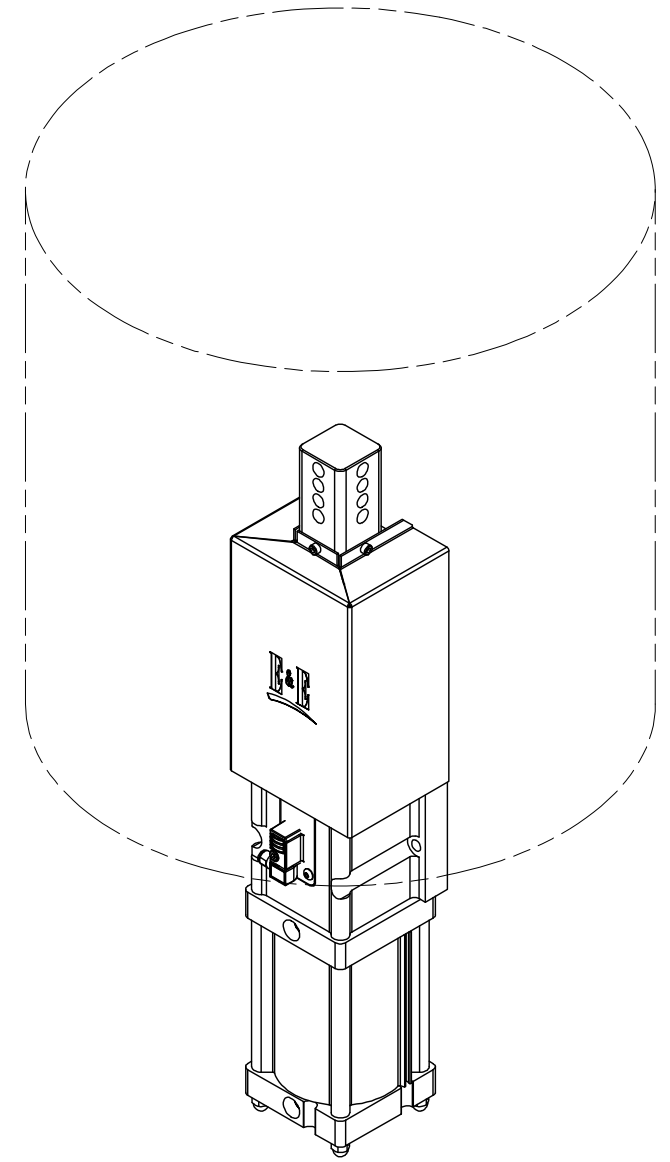
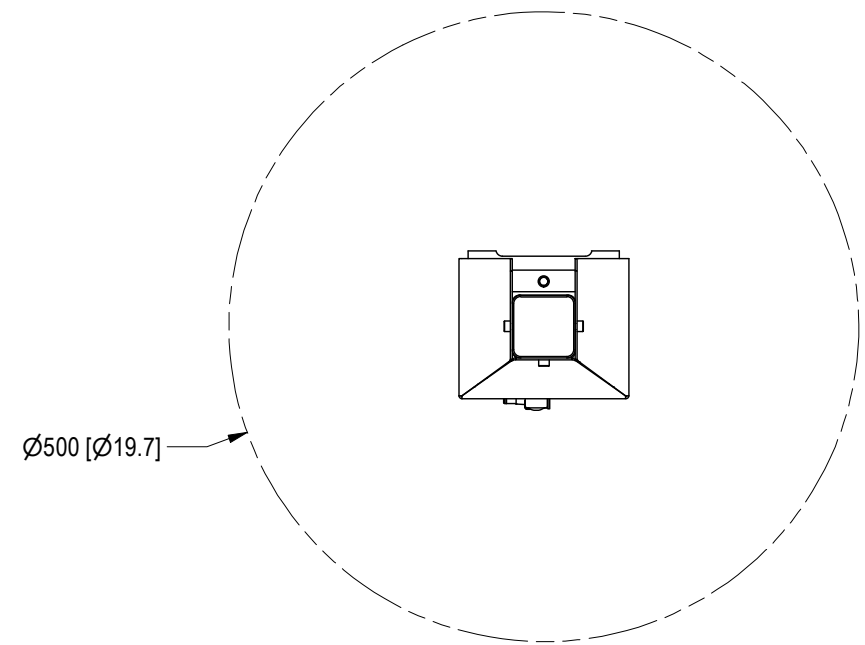
<p>E &amp; E CUSTOM PRODUCTS</p>	<small>NOTICE: THIS DRAWING IS PROPERTY OF E&amp;E CUSTOM PRODUCTS INCLUDING THE PRINCIPLES OF THE DESIGN INVOLVED, AND IS SUBMITTED WITH AGREEMENT THAT IT IS NOT TO BE REPRODUCED, COPIED, OR LOANED, IN PART OR WHOLE. ACCEPTANCE OF THIS DRAWING WILL BE CONSTRUED AS AN AGREEMENT TO THE ABOVE</small>		
	<b>TITLE</b> BSP50 BULL SHIM SHOT PIN		
	<b>PART NO.</b>		
	<b>DRAWN BY:</b> EE	<b>CHK'D BY:</b> EC	<b>APPR'D BY:</b> MH
7200 MILLER DR. WARREN, MI 48092 EE-CP.COM	<b>DATE:</b> 4/12/2023 <b>SCALE:</b> 1/4 SHT 2 OF 3	<b>DATE:</b> 10/23/2023 <b>DWG. NO.</b> BSP50-TEMPLATE	<b>DATE:</b> 10/23/2023

SYM

CHANGES

DATE

BY



**APPLICATION WINDOW**  
 TOOLING MUST BE WITHIN  
 THE APPROVED APPLICATION  
 WINDOW FROM END OF RAM  
 MAX: 250lbf @ 250.00mm [9.84"]

<p>7200 MILLER DR. WARREN, MI 48092 EE-CP.COM</p>	<small>NOTICE: THIS DRAWING IS PROPERTY OF E&amp;E CUSTOM PRODUCTS INCLUDING THE PRINCIPLES OF THE DESIGN INVOLVED, AND IS SUBMITTED WITH AGREEMENT THAT IT IS NOT TO BE REPRODUCED, COPIED, OR LOANED, IN PART OR WHOLE, ACCEPTANCE OF THIS DRAWING WILL BE CONSTRUED AS AN AGREEMENT TO THE ABOVE</small>		
	TITLE BSP50 BULL SHIM SHOT PIN		
	PART NO.		
	DRAWN BY: EE DATE: 4/12/2023	CHK'D BY: EC DATE: 10/23/2023	APPR'D BY: MH DATE: 10/23/2023
	SCALE: 1/6 SHT 3 OF 3		DWG. NO. BSP50-TEMPLATE